

University of Cambridge ESOL Examinations

Young Learners English



Movers

Information for Candidates



UNIVERSITY of CAMBRIDGE
ESOL Examinations

English for Speakers of Other Languages

Information for candidates – YLE Movers

Dear Parent

Thank you for encouraging your child to learn English and to take this YLE (Young Learners English) Movers test.

We believe that learning English should be fun and stimulating for children and we hope it will also be interesting for you to watch your child grow in confidence as he or she learns more and more English. Taking a test such as YLE Movers is an excellent way of motivating your child to learn and showing how much progress he or she has made.

We have prepared this booklet to give you and your child a brief introduction to the different parts of YLE Movers and the type of questions you can expect to find. We hope you will take the time to read the booklet together with your child and that it will give you a clear picture of what we expect children to be able to do in English when taking YLE Movers.

Young Learners English tests come to you from Cambridge ESOL (English for Speakers of Other Languages) which is part of Cambridge Assessment, a department of the world-famous University of Cambridge in the UK. So, you can be sure that we have created a test you can trust which will help your child to do his or her very best at English.

We hope you enjoy preparing for and taking YLE Movers!

With best wishes

Cambridge ESOL

What does YLE Movers involve?

This booklet is a brief introduction to YLE Movers. We show examples from each part of the test, but in some cases we do not show the full text or all of the questions. If you would like to see full sample papers for YLE Movers you can download them from our website at:

www.CambridgeESOL.org/support/downloads/yle_downloads.htm

There is a defined set of vocabulary and structures for each level of YLE and you should make sure that you are familiar with the vocabulary and structures you need to know for YLE Movers. This list of grammar and structures and a list of vocabulary (in alphabetical order) is also available from our website.

The table below shows the different parts of YLE Movers and how long each paper takes.

<i>Name of paper</i>	<i>Number of parts</i>	<i>Number of questions</i>	<i>Time allowed</i>
Listening	5 parts	25 questions	approx. 25 minutes
Reading and Writing	6 parts	40 questions	30 minutes
Speaking	4 parts	–	5–7 minutes

■ Listening

approx. 25 minutes (25 questions)

There are five parts in the Listening test. You hear all the parts of the test twice. In the test, all the parts include an example.

Part 1 (5 questions)

In Part 1 you see a big picture which shows different people doing different things. There are seven names round the picture. You hear an adult and a child talking about the people in the picture. You have to draw a line from the name you hear to the correct person in the big picture. In the test, there are three more dialogues like the ones to the left of the picture.

This is what you hear ...


Can you see the line? This is an example. Now you listen and draw lines.

One

- Man: That's a beautiful rainbow.
 Girl: Yes, it is. John's very good at painting.
 Man: Who's the girl that's helping to paint it?
 Girl: The one who's standing on a box?
 Man: Yes.
 Girl: That's Sally.

Two

- Man: Who's the boy that's painting the leaves?
 Girl: Which one?
 Man: The one with jeans and a blue T-shirt.
 Girl: Oh, he's called Peter.
 Man: I love those leaves!



Part 2 (5 questions)

In Part 2 you hear a conversation between two speakers. On the question paper there is a form or a page on a notepad. You have to write a word or a number in five places on the form or notepad. You do not have to spell words perfectly if they are not spelled out for you. In the test, there are three more dialogues and three more questions like the ones below.

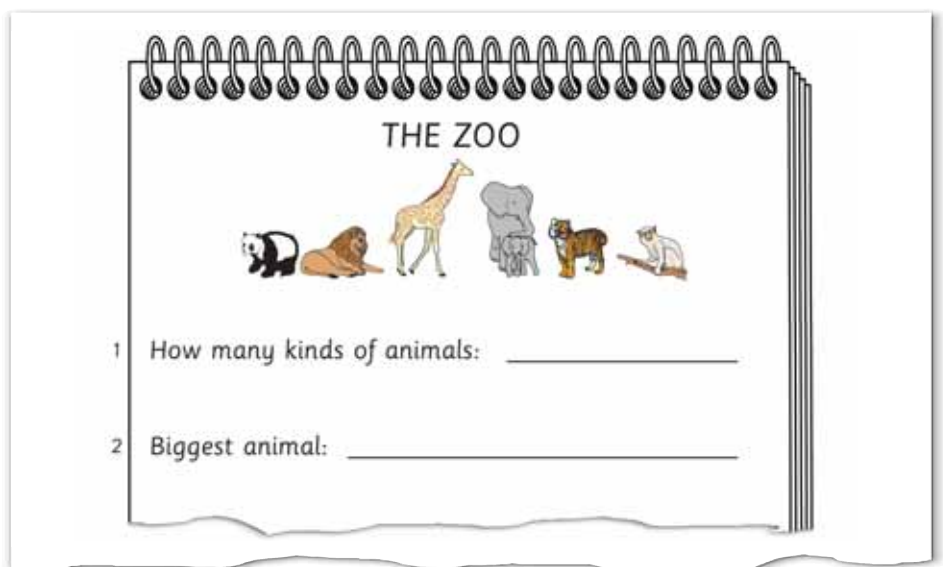
This is what you hear ...

One

- Woman: How many different kinds of animals did you see at the zoo?
 Boy: That's difficult.
 Woman: Well, think about it.
 Boy: Oh ... thirty, I think.
 Woman: Thirty! Good.

Two

- Woman: What were the biggest animals that you saw?
 Boy: Erm ... the giraffes, I think.
 Woman: Weren't there any elephants?
 Boy: Oh yes, that's right. The elephants were the biggest!



Part 3 (5 questions)

In Part 3 you hear a conversation between a child and an adult. The child is telling the adult about what they did on different days during one week. You have to draw a line from the day of the week to the picture which shows what the child did on that day. In the test, there are three more dialogues like the ones below. We have done one example for you. Can you see the line from Sunday?

This is what you hear ...

One

Man: What did you do on Saturday?
 Girl: I went for a long walk with my mum and dad. We took our dog with us.

Man: Did you enjoy it?
 Girl: It was OK, but it was very windy that day. In the evening, we were all tired.



Two

Man: Did you go shopping last week, Sally?

Girl: Yes, we did. We went to the shops in town on Monday afternoon. I bought a present for my grandpa.

Man: Did you drive into town?

Girl: Yes. The weather was terrible that day and we didn't want to walk.



Monday

Tuesday

Wednesday

Thursday

Friday

Saturday

Sunday



Part 4 (5 questions)

In Part 3 you hear five little dialogues. There is a question about each dialogue and you have to choose which of three pictures gives the answer to the question. You must put a tick (✓) under the correct picture. In the test, there are three more questions like the ones below.

This is what you hear ...

One

- Boy: I saw a good film last week.
 Woman: Oh, did your Mum take you to the cinema?
 Boy: No ...
 Woman: Was it at your school, then?
 Boy: No, it was at my birthday party.
 Woman: Oh, I see!
 Boy: It was a DVD.


Two

- Boy: The film was about some rabbits.
 Woman: Oh. I know the one. They have to find a new home. Did they go to live with the animals in a zoo?
 Boy: No, they didn't do that!
 Woman: Oh. Well, did they go to a farm then?
 Boy: No. They went to live in a big forest.

1 Where did Jim see the film?



A




B




C


2 Where did the rabbits in the film go?



A



B



C

Part 5 (5 questions)

In Part 5 you see a big picture. You listen to a dialogue between an adult and a child and must colour specific objects using the colour that you are instructed to use. You will also be asked to draw a simple object or write a short word somewhere in the picture. In the example below, we have already coloured the teacher's hair for you. In the test, there are three more dialogues to listen to and three more objects to colour.

This is what you hear ...

One

- Man: Now, do you want to colour something?
 Girl: Yes, please. Can I colour the clock?
 Man: OK, what colour?
 Girl: Blue is my favourite.
 Man: OK, that's a good colour for the clock, then.

Two

- Man: Now, would you like to write something for me?
 Girl: What? A word?
 Man: Yes, can you see the map on the wall?
 Girl: Behind the teacher?
 Man: That's right. Can you write the word MAP below it?
 Girl: OK. I'm writing that now.



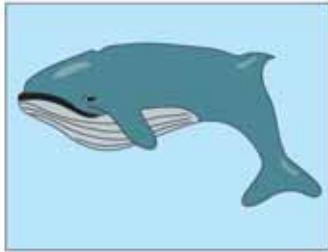
■ Reading and Writing

30 minutes/40 questions

There are six parts in the Reading and Writing test. In the test, all the parts include at least one example. You do not have to write much but you must take care to spell all your answers correctly.

Part 1 (6 questions)

In Part 1 you look at pictures of objects with their names written under them. You then read some definitions and must decide which picture matches each definition. You must copy that word next to its definition. In the test, there are four more questions like the ones below.



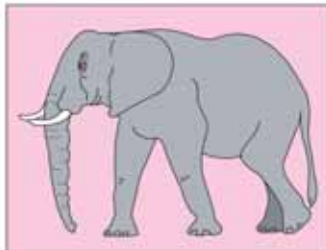
a whale



coffee



soup



an elephant

Questions

- 1 You can eat this from a bowl. Sometimes there are vegetables in it.

- 2 This is the biggest animal in the world. It lives in the sea.

Part 2 (6 questions)

In Part 2 you look at a big picture and read six sentences about it. Some of the sentences describe the picture correctly and some do not. If the sentence says something true about the picture, then you write 'yes' after that sentence. If what the sentence says about the picture is not true, then you write 'no' after the sentence. In the test, there are three more questions like the ones below.



Questions

- 1 A big brown bear is having a shower.

- 2 There are some glasses below the mirror.

- 3 The yellow bear is fatter than the blue bear.

Part 3 (6 questions)

In Part 3 you read a short conversation between two people. You have to choose what the second speaker says each time from a set of three choices (A, B or C). There is a picture on the question paper to set the scene. You should put a circle around the correct answer, like this, (B). In the test, there are three more questions like the ones below.



Questions

- Jane:** What's the matter? Have you got a headache?
Peter: A No, thank you. I don't want one.
 B No, I've got toothache.
 C No, I haven't got it.
- Jane:** Would you like to come to my house?
Peter: A Yes, I went home quickly.
 B No, thanks. I want to go home.
 C Well, I like my house a lot.
- Jane:** Have you got a coat?
Peter: A Yes, it does.
 B OK, he's here.
 C No, I haven't.

Part 4 (7 questions)

In Part 4 you read a text which has six gaps in it. The missing words may be nouns, adjectives or verbs. Next to the text there is a box with labelled pictures. You choose the correct word from the box and copy it into each gap. Then you must choose the best title for the text from a choice of three possible titles.



blankets



ran



children



cooked



saw



sat



stars



mountain

My name is Daisy. I like toys, but I like books and comics best. I love stories about men on the moon and about (1) _____ who live in different countries.

I read a good story yesterday. In this story, a boy climbed a (2) _____. At the top, there was a lot of snow. It was evening, but the boy could see the forest below him.

He (3) _____ down on a rock to have a drink and to look up at all the (4) _____. But then he (5) _____ something that he didn't understand. Something very big and round flew quietly and quickly behind a cloud. What was it? The boy didn't know and he didn't wait to see it again. He (6) _____ home to his village because he was very afraid. I wasn't afraid! I enjoyed the story a lot!


(7) Now choose the best name for the story.

Tick one box.

- A boy that Daisy knows
- A film that Daisy watched
- A story that Daisy liked

Part 5 (10 questions)

In Part 5 you read a story which is in three parts. Each part has a picture. There are sentences after each part of the story. You must complete the sentences, using one, two or three words. The pictures may help you to understand the story but do not give you the answers to the questions. In the test there is one more picture with text and four more questions like the ones below.



A family holiday

Vicky lives with her parents and her two brothers, Sam and Paul, in the city. Last week, they had a holiday by the sea. Sam is ten, Vicky is eight but Paul is only five. They went to the cinema on Wednesday because it rained all day. They saw a film about sharks. The sharks had very big teeth. Paul didn't like watching them and he closed his eyes.

Questions

- 1 The family had a holiday by _____ .
- 2 It _____ all day on Wednesday and the family went to the cinema.
- 3 Paul didn't enjoy seeing _____ in the film.



On Thursday, Paul thought about the film. He didn't want to swim in the sea. He sat on the beach and watched Sam and Vicky. They played in the water. Mum gave Paul an ice cream but he didn't want it. Then Dad said, 'Come on Paul! Let's go for a swim.' But Paul didn't want to.


- 4 Sam and Vicky _____ in the sea.
- 5 Paul didn't want the ice cream that his _____ gave him.
- 6 Dad wanted to go for _____ with Paul.

If you want to read the end of the story, you can download a sample paper from our website at : www.CambridgeESOL.org/support/dloads/yle-downloads.htm

Part 6 (5 questions)

In Part 6 you read a factual text which has five gaps. The gaps are for grammar words like prepositions, pronouns and verbs. You have a choice of three words to fill each gap and must choose the correct word and copy it into the gap.

Cats



Example Cats _____ have _____ good eyes. They can see very
1 well at night. _____ cats climb trees
and eat meat. They can move very quietly and catch
animals. Then they eat them. They have strong teeth.
2 There _____ small cats and big cats like lions
3 and tigers. Only tigers live _____ the jungle.
Lions don't. Some people go and see lions and tigers at the zoo.
4 A lot of people have small cats in _____
5 homes. These cats are pets. People _____ them
because they are beautiful.

Example had have has
1 All Every Any
2 am are is
3 at on in
4 your their our
5 like liking likes

■ Speaking


5–7 minutes/4 parts

In the Speaking test someone, perhaps your own teacher, will explain the test to you in your own language. That person will then take you into the exam room and will introduce you to the examiner.

The examiner will give you marks for understanding what he or she says, for responding appropriately in English and for pronunciation.

Part 1

First the examiner will greet you and will ask you your name. Then he or she will show you two pictures which are similar but which have some differences. You must tell the examiner about four of the differences.



Part 2

In Part 2 the examiner will show you four pictures which tell a story. The examiner tells you about the first picture and then asks you to continue the story. The examiner might say, for example, 'Fred is sad. He can't play football. His ball is very old. His mum is saying 'Take the dog to the park'. You must then talk about the other three pictures.



Part 3

In Part 3 the examiner will show you four sets of four pictures. You must say which picture is the odd one out in each set and explain why.



Part 4

In Part 4 the examiner will ask you some questions about yourself. He or she might ask you, for example, about school, what you do at the weekends, your hobbies or your friends.

Preparing for Movers

If you would like more practice material to help you prepare for the revised YLE Movers exam, past paper packs, including an audio CD of the Listening test (published by Cambridge University Press), will be available in late 2006. You can find more information, prices and details of how to order on our website at:

www.CambridgeESOL.org/support/pastpapers.htm

Next steps


We wish you every success in taking Movers and we hope that you will take other Cambridge ESOL exams in future. Flyers is the next level of the Cambridge YLE tests. You can find more information about Flyers on our website at:

www.CambridgeESOL.org/exams/yle.htm

What do I get after I take the test?

When you take a Young Learners English test, you get an award from Cambridge ESOL showing how well you have done in each part of the test – Listening, Reading and Writing and Speaking.

For each part of the test you get one or more Cambridge shields (up to a maximum of five, so you could get a total of 15 shields for the whole test if you do really well!). Below is a picture of the award which shows you and your family how well you have done.



www.CambridgeESOL.org/YLE

University of Cambridge
ESOL Examinations
1 Hills Road
Cambridge
CB1 2EU
United Kingdom

Tel. +44 1223 553355
Fax. +44 1223 460278
email ESOL@CambridgeESOL.org

