

Jolly
Phonics
Homework 6

Listen


Read

Speak

Write

y x ch sh th th





My name is


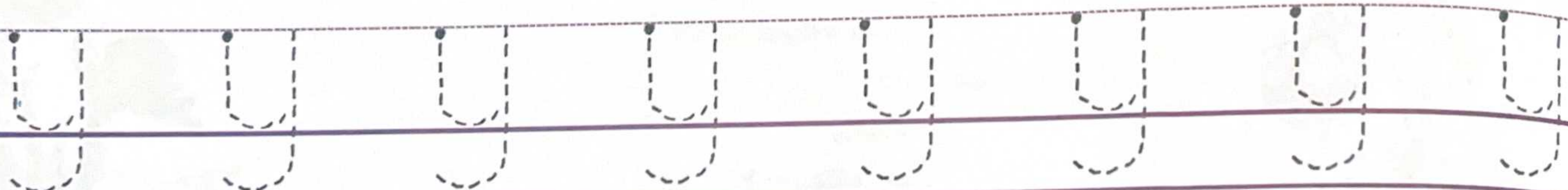
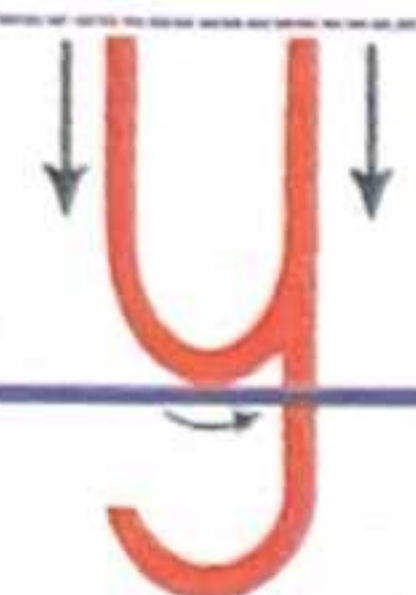
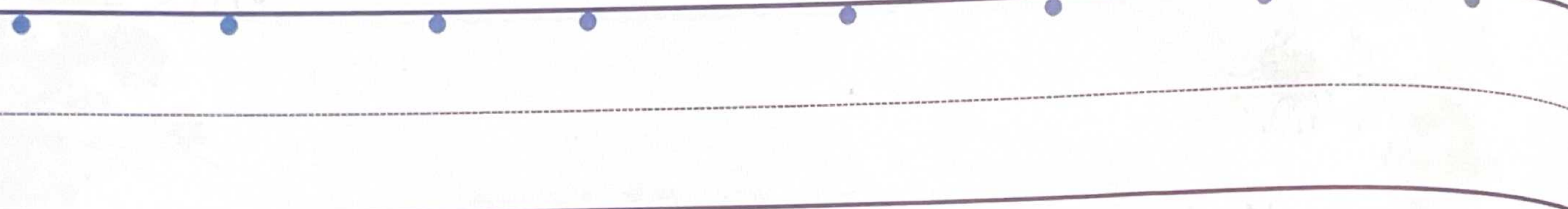
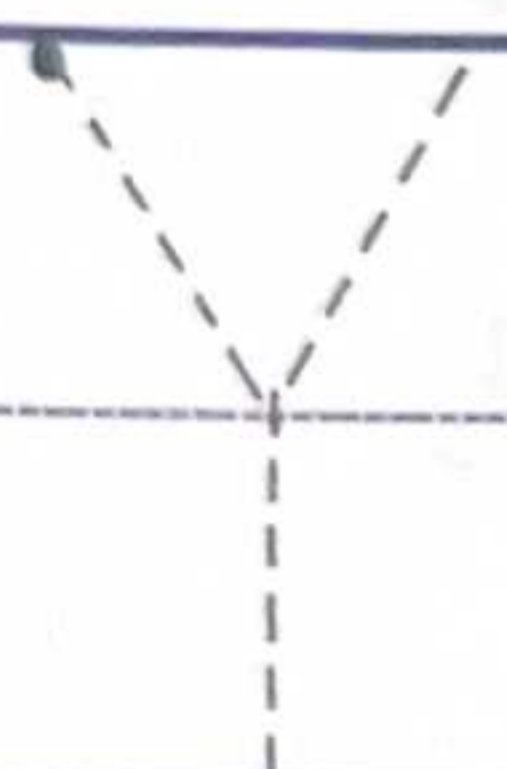
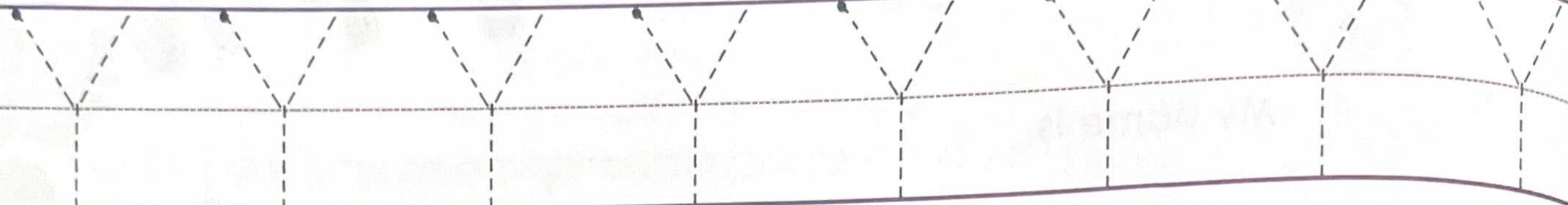
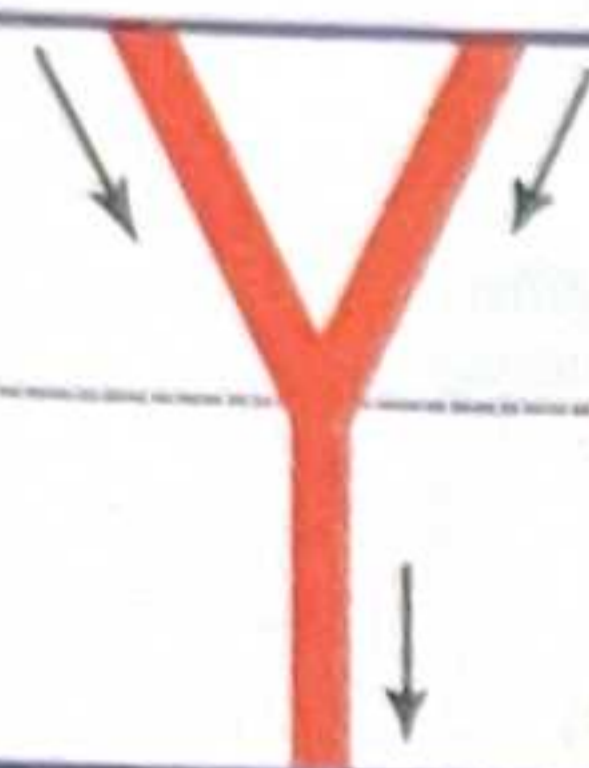
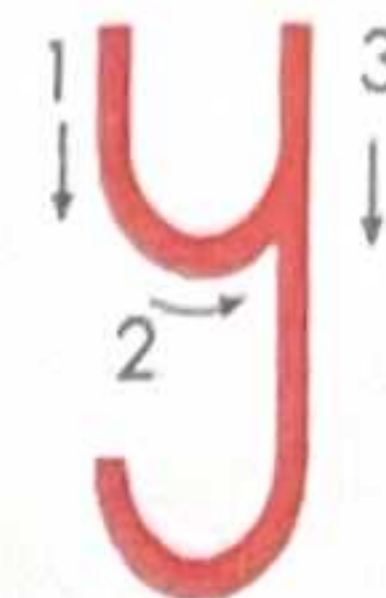
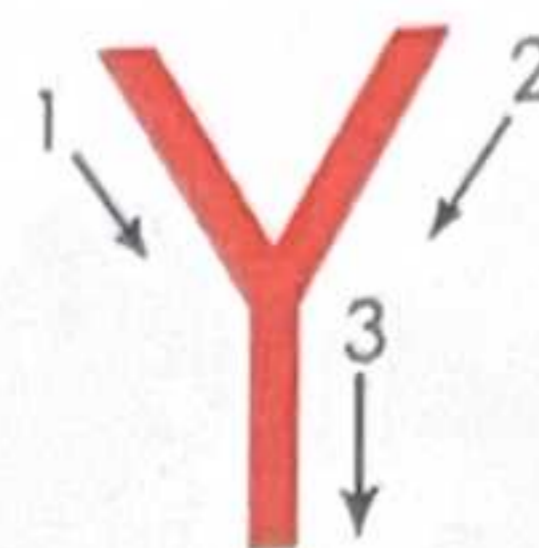
My teacher's name is

My name is

Trace and write capital and small Y.y.




yo-yo



Action: Pretend to be eating yogurt and say y, y, y.





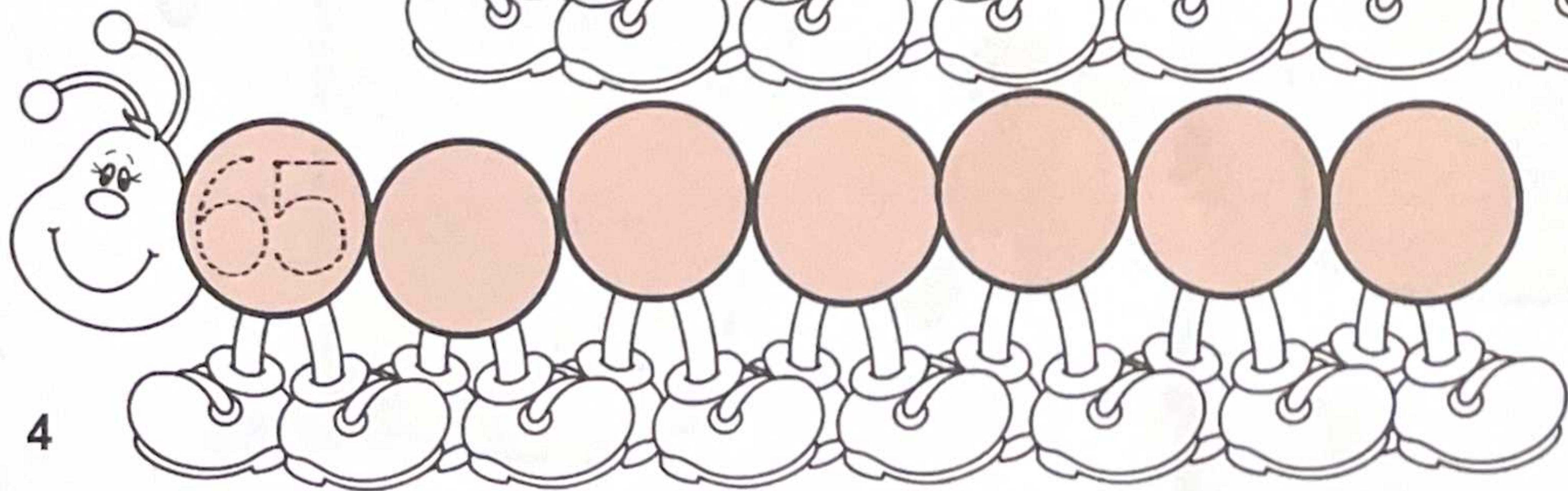




Read and write. (Focus on "y" sound)



My name is


Trace and write the numbers.

Read and color them.



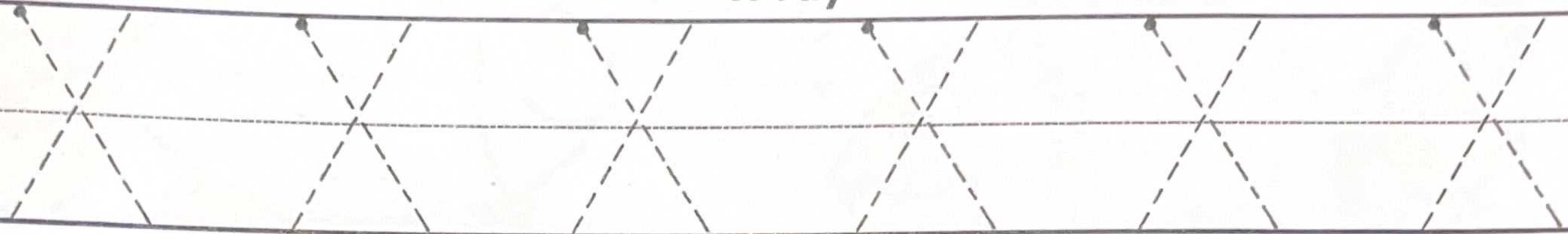

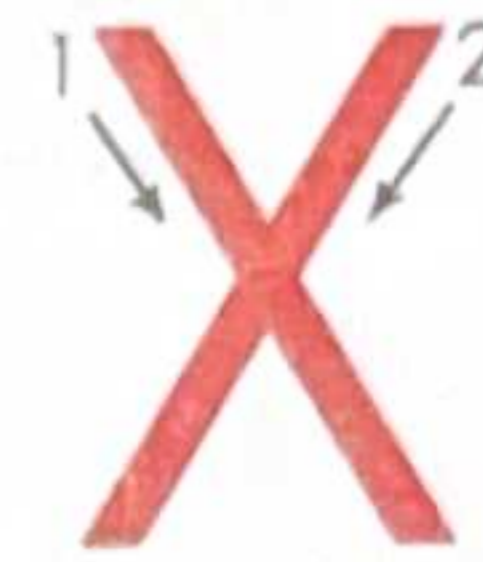


My name is

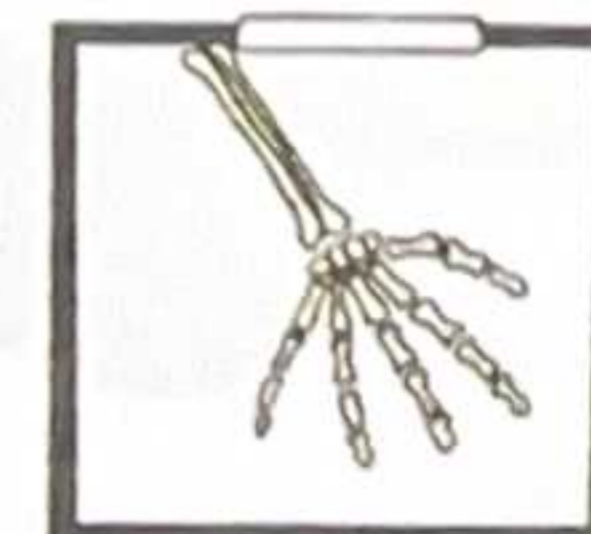
Trace and write capital and small X.x.









x-ray



Action: Pretend to take an X-ray camera saying ks,ks,ks.



Read and write. (Focus on "x" sound)



Fill in the blank and rewrite the sentences.

1. _ _ _ _ _ is the color of the sun.

.....

2. I take a _ _ _ _ to go to school.

.....

3. _ _ _ _ _ is a food made from milk.




.....

4. A _ _ _ is a wild animal with a long tail.

.....

5. Children are playing with a _ _ _ _ .

.....



Read and write:

Tricky words

many:

father:

what:

who:

when:

which:

why:

there:

where:

any:

Read the dialogue and circle the tricky words.

Tom: Which one is your father?

Ben: The man who is standing there.

Tom: Where?

Ben: Near my mother.

Tom: Who is the other woman near your mother?

Ben: She is my granny. I love her. When I go to her home, she gives me a box of chocolate.

Tom: Do you have any brothers or sisters?

Ben: Yes I have a little brother.

Do you come with us to the park.

Tom: No.

Ben: Why?

Tom: I have to read my book. Tomorrow I have an exam.



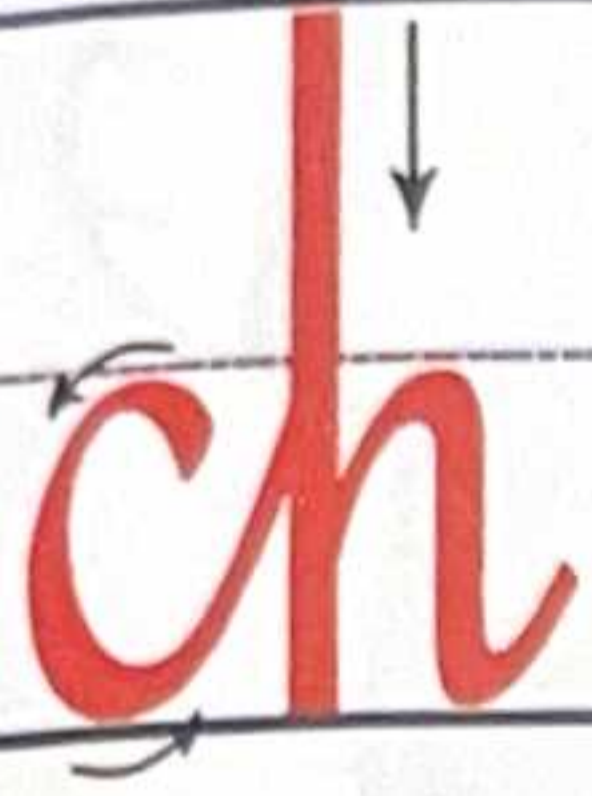


My name is


Trace and write ch.



chocolate



Action: Move your arms at sides as if you are train saying ch, ch, ch.



Read and write. (Focus on "ch" sound)





Max Is Six

"I am six! I am six!
So I am big," said Max.

"Mom said if I am six,
I can get a pet cat."

Max ran to his mom and said,

"I am six and I am big.

Can I get a pet cat?"

"Not yet, Max," said Mom.

"Why not?" said Max.

"Run into the den," said Mom.

"Into the den? Why?" said Max.

"Can I get the cat"

But Mom said, "NO, go into the den."

Max was sad.

But Max did go to the den.



A big box was on the rug!

The box was as big as Max.

A red tag was on the box.

The red tag said, "TO MAX."

"It's my box!" said Max.



Max began to tug at the lid.

Miaow! Miaow! Miaow!

The lid was up.

"O-O-O-O!" said Max.

"It's a cat I can hug and pet!"


Max ran to his mom and said,

"I got a pet cat.


I am six, and I am big." 11

Circle the words from the word box in the puzzle below.

y	a	c	h	t	a	d	g	p	m
v	y	h	b	u	n	c	h	e	k
q	t	w	z	c	h	a	i	r	f
g	j	y	o	y	o	b	m	p	s
t	e	a	c	h	e	r	b	e	k
q	t	w	z	t	a	x	i	e	r
i	l	s	e	e	o	x	b	r	u
b	k	t	c	h	a	i	n	n	q
w	f	o	x	z	c	f	b	l	i
o	r	y	e	l	l	o	w	a	d



Use the words from list to solve the crossword puzzle.



Word List

- | | |
|--------|---------|
| six | chair |
| taxi | chain |
| yacht | watch |
| yellow | teacher |

1.



4.



2.



5.



7.



3.

6

6.





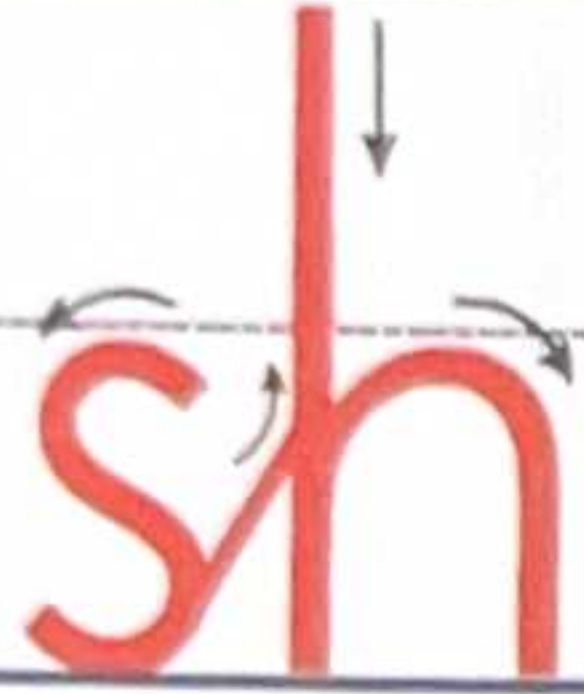
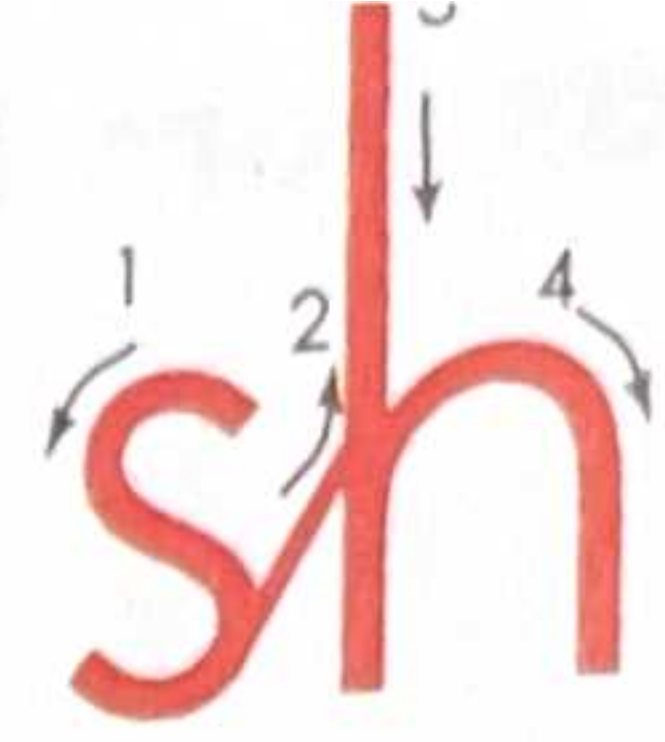
8.



My name is







ship



Action: Place a finger over your lips and say sh, sh, sh.



Read and write. (Focus on "sh" sound)



Fill in the blank and rewrite the sentences.

1. I like my new _ _ _ _ .

.....

2. A _ _ _ _ is a big fish.

.....

3. I gave a _ _ _ _ of flowers to my mother.






.....

4. _ _ _ _ is sweet and yummy.

.....


5. My favorite fruit is _ _ _ _ .

.....



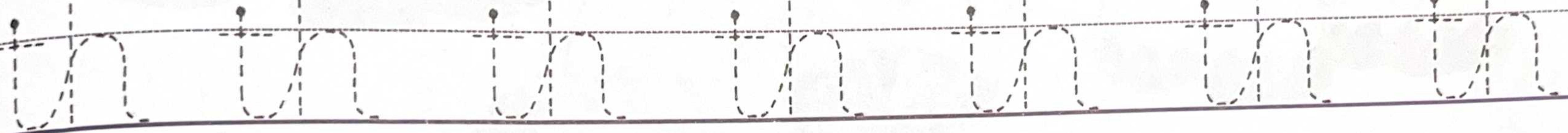

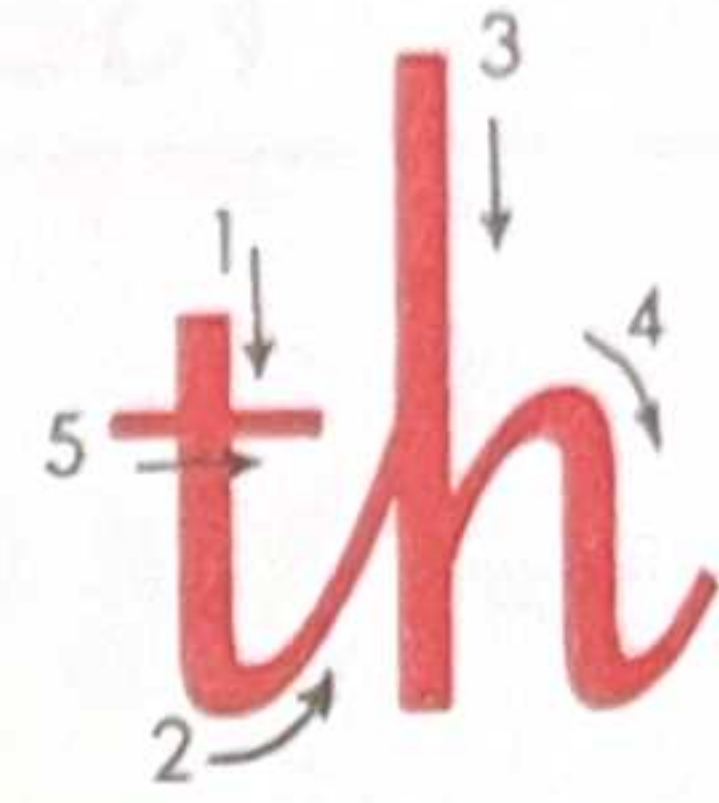


My name is

Trace and write th.








moth



Action: Pretend to be a naughty clown and stick out your tongue a little for th, and further for th..



Read and write. (Focus on voiced "th")



My name is

Trace and write the numbers.
Read and color them.





The caterpillar has seven segments with the following numbers for tracing:

- Segment 1 (Purple): 6
- Segment 2 (Blue): 7
- Segment 3 (Teal): 8
- Segment 4 (Green): 9
- Segment 5 (Orange): 7

Other elements on the page include a bee, a snail, a mouse, a snake, and several flowers.

Read and write. (Focus on unvoiced "th")

Cir



Circle the words from the word box in the puzzle below.



c	r	m	o	t	h	e	r	j	m
s	v	y	b	r	o	t	h	e	r
i	l	t	e	e	t	h	r	u	x
s	h	o	p	h	y	b	e	h	k
t	w	z	c	f	s	h	i	p	h
o	r	u	s	h	a	r	k	t	x
g	m	o	t	h	m	p	d	o	x
y	f	e	a	t	h	e	r	h	k
t	w	f	b	r	u	s	h	k	l
o	r	u	f	a	t	h	e	r	d



shark



brush



teeth



moth



feather



brother



shop



ship



mother



father

Fill in the blank and rewrite the sentences.

1. My older _ _ _ _ _ is thirteen years old.

.....

2. We eat bread and _ _ _ _ _ for breakfast.

.....

3. Everybody has two _ _ _ _ _ .





.....

4. My _ _ _ _ _ gave me a watch for my birthday.


.....

5. An _ _ is a big male cow.

.....



Use the words from the list to solve the crossword puzzle.



- ### Word List
- | | |
|---------|-----------|
| shark | thirty |
| brush | brother |
| feather | sharpener |

1. 
2. 
3. 
4. 
5. 
6. 
7. **30**

Fill in the blank and rewrite the sentences.

1. I have got a hen, a rooster, and 3 _ _ _ _ _ .

.....

2. My teacher has a new _ _ _ _ _ .

.....

3. My father takes a _ _ _ _ _ every day.



.....

4. Please put your toys in the _ _ _ _ _ .

.....


5. I have got an _ _ _ _ _ from my broken arm.

.....




Write the first sound of each picture.

sh



_ _ erries




mou _ _

ch




_ _ umb




ben _ _

th




_ _ oe



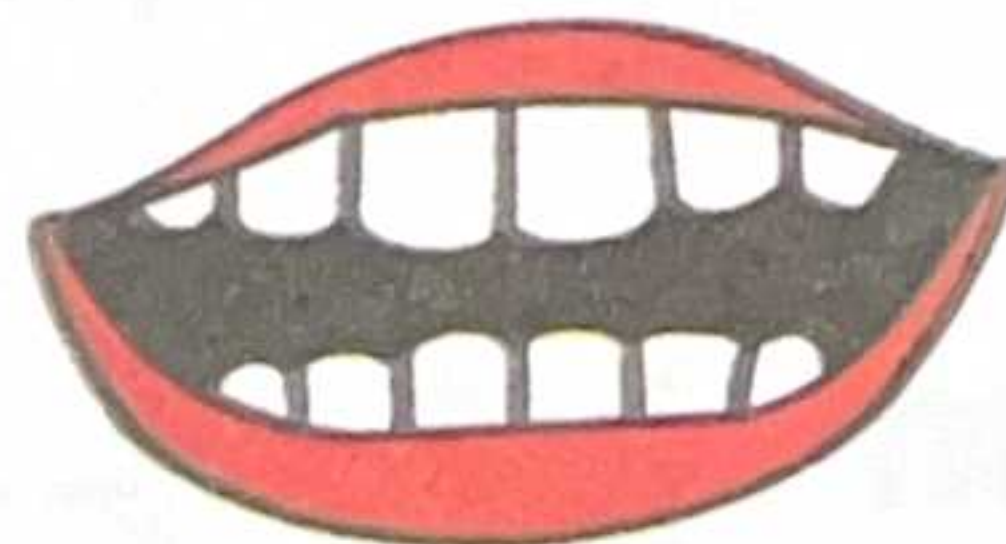
_ _ irt



_ _ ildren



_ _ ell



tee _ _

Consonant Blends

How quickly can you say them?


cr

tr

br

fr

pl



fl

__ y

__ ain

__ ile

sk



__ ain

__ um

__ oves

sw



sn

__ ack

__ ray

__ ag

gl

cl

st

spr

sm

sp

gr



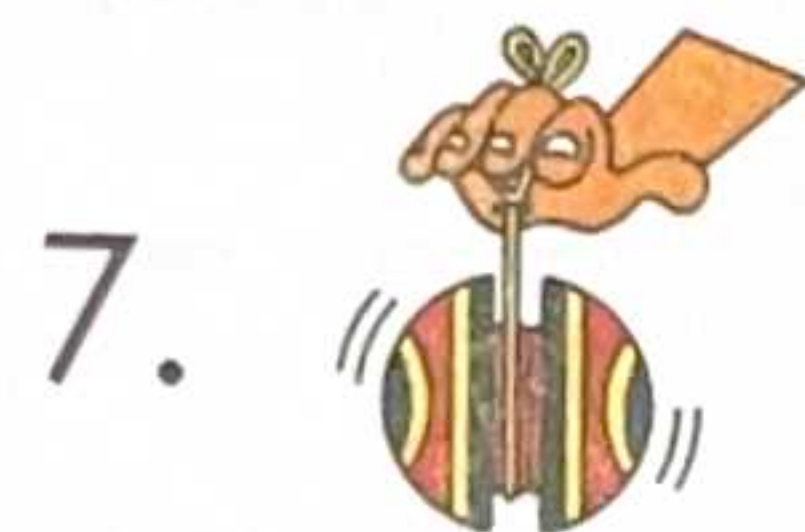

dr

bl

Use the words from the list to solve the crossword puzzle.

Word List		
yoyo	teeth	ox
moth	thirteen	fox
father	moneybox	cherries

1. 13



The crossword puzzle grid consists of the following structure of empty cells:

- Row 1: 13 cells (1-13)
- Row 2: 13 cells (1-13)
- Row 3: 13 cells (1-13)
- Row 4: 13 cells (1-13)
- Row 5: 13 cells (1-13)
- Row 6: 13 cells (1-13)
- Row 7: 13 cells (1-13)
- Row 8: 13 cells (1-13)
- Row 9: 13 cells (1-13)

Numbered starting points:

- 1: Horizontal arrow pointing right at the start of Row 3, Column 1.
- 2: Vertical arrow pointing down at the start of Row 1, Column 1.
- 3: Vertical arrow pointing down at the start of Row 1, Column 5.
- 4: Vertical arrow pointing down at the start of Row 2, Column 6.
- 5: Horizontal arrow pointing right at the start of Row 2, Column 7.
- 6: Vertical arrow pointing down at the start of Row 1, Column 10.
- 7: Horizontal arrow pointing right at the start of Row 6, Column 7.
- 8: Vertical arrow pointing down at the start of Row 5, Column 13.
- 9: Horizontal arrow pointing right at the start of Row 9, Column 10.

Write the name of each picture and read it.

ch









sh








th







Consonant Blends

How quickly can you say them?

cl

tr

br

fr



___ ar



___ og



___ ing



___ ock



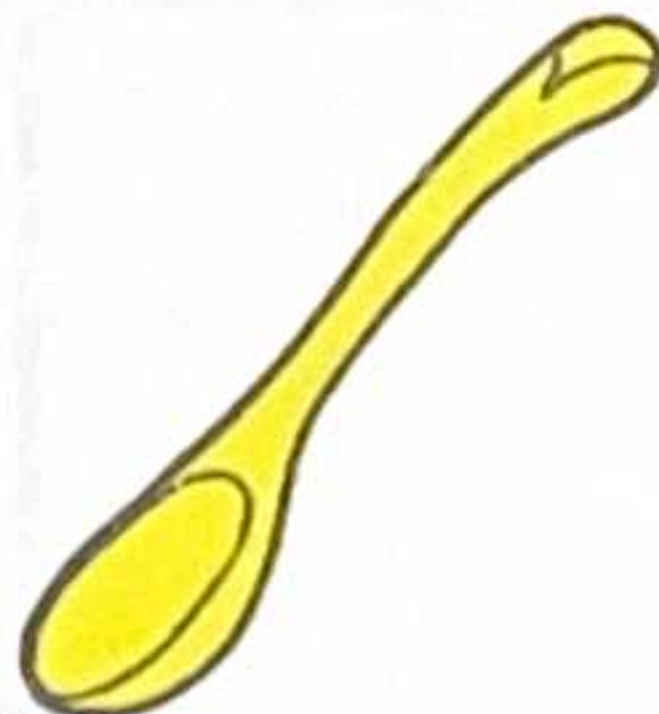
___ ush



___ een



___ ake



___ oon



___ ow

gl

cl

st

spr

sn

sp

gr

dr

bl




Choose the correct sentence and write it under each picture.

The man is swimming in the sea.

Cows, hens, horses and goats are on the farm.

The cat is looking at the chickens.

The lion has sharp teeth.




Trace each word and read it. then draw a picture of it.



bow



grapes




plate



tree



bread



skate



snake



clock



crab

Read the story and put the number 1 to 6 in order under each picture.



Susan turned around and ran home.



Susan put on boots and a raincoat.



Soon it started to rain very hard, and Susan began to get wet.



Then Susan started back to school.






Susan put on dry shoes, socks, and a dress.



When Susan started for school, it looked like rain.

Sounding out words.

Read out loud!



Y y

yet
yell
yes
yak
yam
yuck

X x

fix
six
fox
mix
box
wax
next

ch

chin
chip
such
chat
chick
much
lunch

sh

ship
fish
dish
shut
shell
wish
sheep

th

thin
both
thick
cloth
moth
three
teeth

th

this
that
then
them
father
mother
brother

این کتاب با استفاده از روش Jolly Phonics گردآوری و تهیه شده است. ضمناً کانون توجه و هدف آن شناخت صدای دو حرفی های ch, sh, th, th, می باشد، که یک صدا را تولید می کنند. کودکان با راهنمایی مدرسین گرامری و تشویق والدین محتره و تمرین و تکرار و خواندن کلمات کتاب می توانند مهارت و توانایی خویش را در این زمینه افزایش دهند.

